



# **Counterfeit Euro Coins Status Report and emerging threats**

**14<sup>th</sup> Meeting of the Euro Cash Users Group  
Frankfurt, 2 July 2015**

## ECFIN/R.6 responsibilities

- Legislative initiatives, monitoring and advice in legislation to protect euro banknotes and coins against counterfeiting
- PERICLES programme – exchange, assistance and training for the protection of the euro banknotes and coins
- Technical analysis of counterfeit euro coins - the European Technical & Scientific Centre (ETSC); authentication of euro coins; cooperation with the coin-processing industry: counterfeiting statistics
- ECFIN works in close cooperation with partners, MS, ECB, Europol, Interpol, in ECFIN's dedicated groups and committees

## Status report 2014

The total number of counterfeit euro coins removed from circulation in 2014 reached nearly 193000, an increase of about 7.5% compared to 2013.

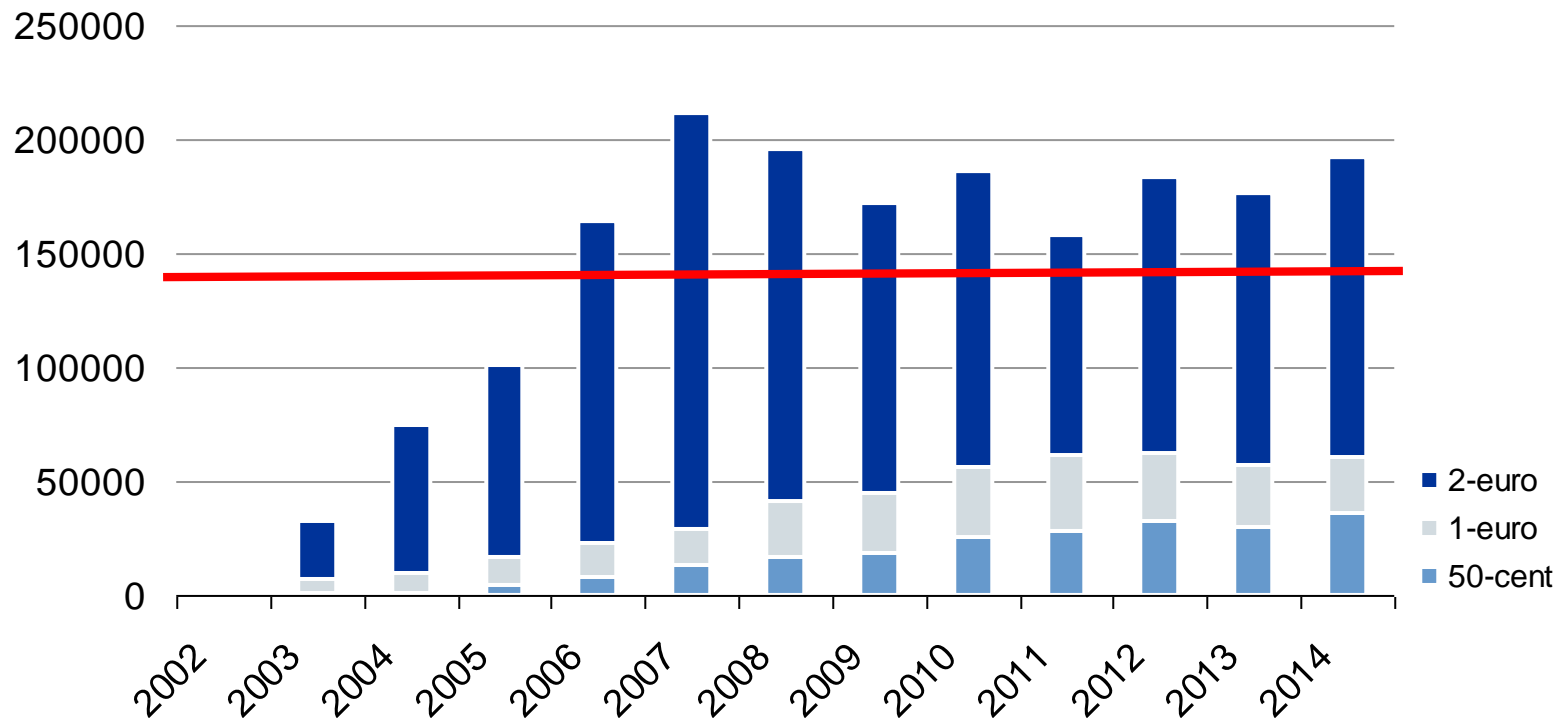
The breakdown by denomination of counterfeits found **in circulation** for the five years is shown in the table below.

Denominations	0.50 €	1 €	2 €	Total
<b>2014</b>	36005	24852	131343	<b>192195</b>
<b>2013</b>	30100	27100	120400	<b>177600</b>
<b>2012</b>	32700	29500	121000	<b>183200</b>
<b>2011</b>	28400	32800	96300	<b>157500</b>
<b>2010</b>	25100	31000	129700	<b>185800</b>

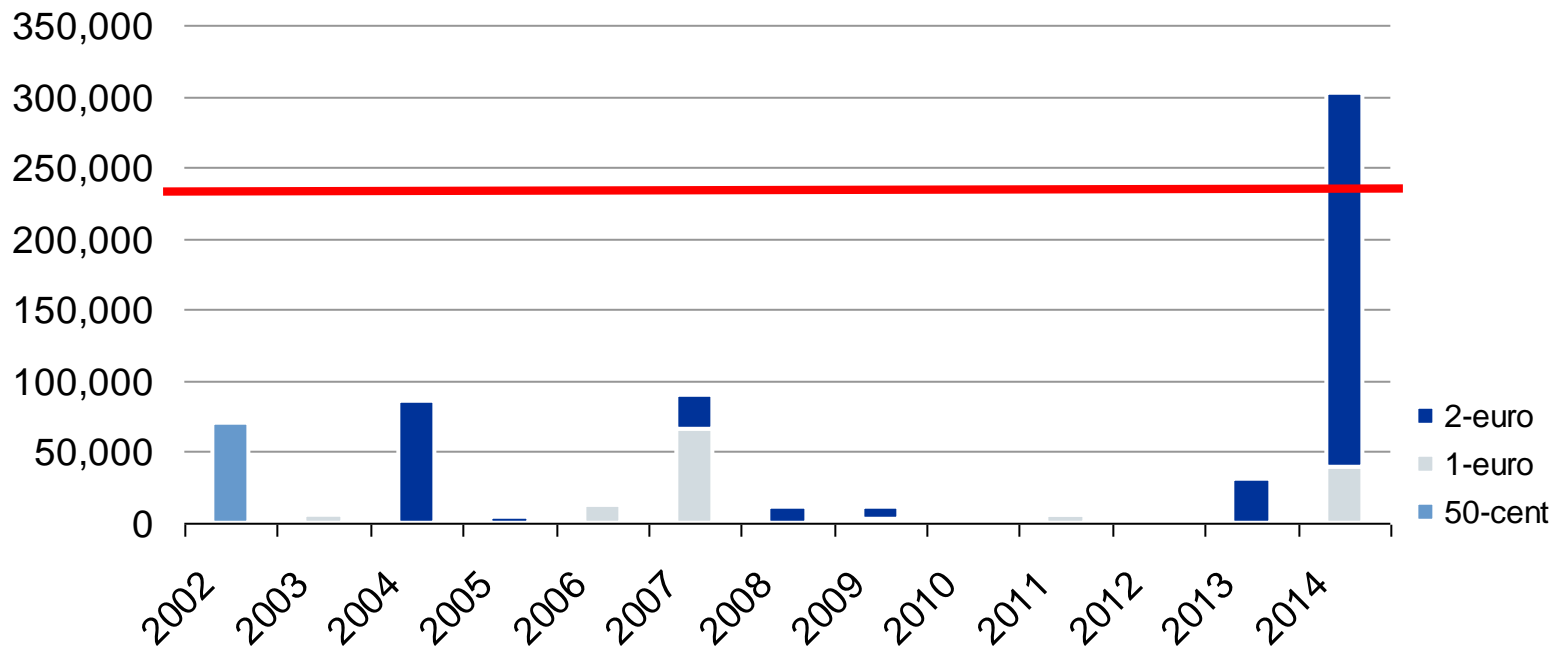
## Status report 2014

- The number of counterfeit euro coins found in circulation increased compared to 2013 and has remained below 200 000 pieces per year, resulting in equivalent of 1 counterfeit coin for every 98 000 genuine ones
- For the first time, the number of counterfeit coins seized **before circulation** (301 970 pieces) were higher than those detected in circulation.
- The overall value of all counterfeit coins prevented and removed from circulation in 2014 was **EUR 870 789** which is significant higher than the overall value in 2013 (**EUR 283 000**)
- The quality of counterfeits continued to improve in 2014 demonstrated by an increasing number of counterfeits having electromagnetic properties close to the specification

# Counterfeit euro coins detected in circulation



# Counterfeit euro coins detected before circulation

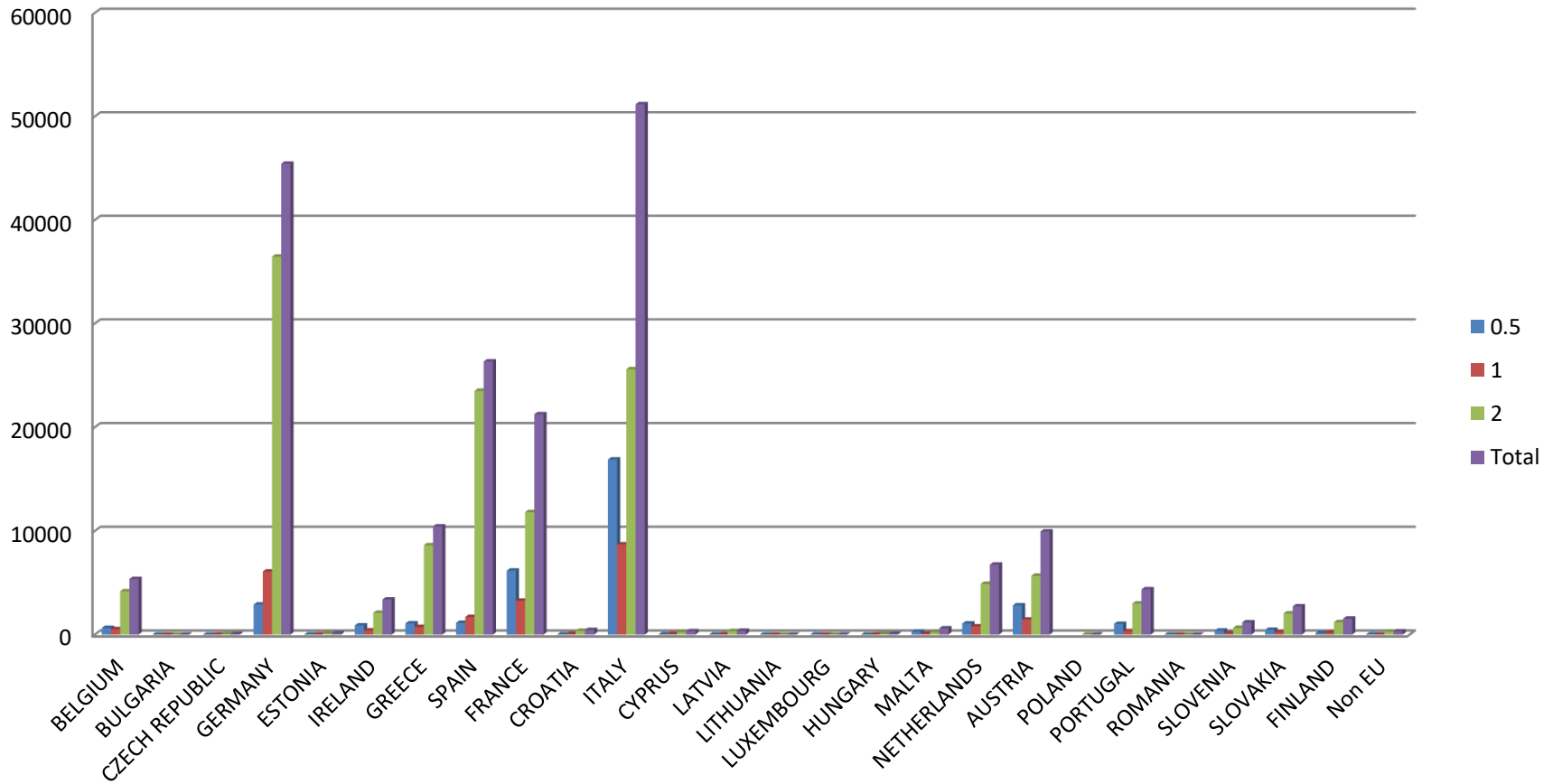




European  
Commission

Denominations	0.50 €	1 €	2 €	Total
<b>BELGIUM</b>	640	534	4183	<b>5357</b>
<b>BULGARIA</b>	0	0	0	<b>0</b>
<b>CZECH REPUBLIC</b>	0	12	39	<b>51</b>
<b>GERMANY</b>	2899	6080	36454	<b>45433</b>
<b>ESTONIA</b>	2	22	104	<b>128</b>
<b>IRELAND</b>	886	400	2102	<b>3388</b>
<b>GREECE</b>	1084	734	8616	<b>10434</b>
<b>SPAIN</b>	1133	1703	23,501	<b>26337</b>
<b>FRANCE</b>	6172	3270	11806	<b>21248</b>
<b>CROATIA</b>	13	72	358	<b>443</b>
<b>ITALY</b>	16887	8699	25587	<b>51173</b>
<b>CYPRUS</b>	29	63	234	<b>326</b>
<b>LATVIA</b>	6	27	338	<b>371</b>
<b>LITHUANIA</b>	0	0	0	<b>0</b>
<b>LUXEMBOURG</b>	9	1	1	<b>11</b>
<b>HUNGARY</b>	0	13	52	<b>65</b>
<b>MALTA</b>	286	88	233	<b>607</b>
<b>NETHERLANDS</b>	1071	793	4888	<b>6752</b>
<b>AUSTRIA</b>	2822	1452	5672	<b>9946</b>
<b>POLAND</b>			4	<b>4</b>
<b>PORTUGAL</b>	1034	336	2993	<b>4363</b>
<b>ROMANIA</b>	0	0	0	<b>0</b>
<b>SLOVENIA</b>	393	134	654	<b>1181</b>
<b>SLOVAKIA</b>	463	225	2037	<b>2725</b>
<b>FINLAND</b>	156	189	1194	<b>1539</b>
<b>Non EU</b>	19	4	290	<b>313</b>
<b>Total</b>	<b>36004</b>	<b>24851</b>	<b>131340</b>	<b>192195</b>

## Number of counterfeit euro coins –in circulation- per country in 2014





# Status of euro coin counterfeiting 2015Q1

The following table lists the counterfeit coins that were **detected in circulation**, received at Coin National Analysis Centres (CNACs) and recorded on the CMS during the one year period from **01.04.2014 until 31.03.2015 including the first quarter of 2015**.

The total of 183 963 is a slight decrease of 4.7% compared to the figure of the **previous quarter of 2014** (01.01.2014 – 31.12.2014).



European  
Commission

Denominations	0.50 €	1 €	2 €	Total
BELGIUM	693	587	4279	<b>5559</b>
BULGARIA	0	0	0	<b>0</b>
CZECH REPUBLIC	0	9	33	<b>42</b>
DENMARK	0	0	0	<b>0</b>
GERMANY	2791	5622	32203	<b>40616</b>
ESTONIA	1	25	109	<b>135</b>
IRELAND	1061	443	2850	<b>4354</b>
GREECE	1019	709	7878	<b>9606</b>
SPAIN	1246	1495	24049	<b>26798</b>
FRANCE	6383	3394	12235	<b>22012</b>
CROATIA	19	62	385	<b>466</b>
ITALY	17002	7522	25160	<b>49684</b>
CYPRUS	34	57	218	<b>309</b>
LATVIA	14	26	394	<b>434</b>
LITHUANIA	0	0	0	<b>0</b>
LUXEMBOURG	0	0	0	<b>0</b>
HUNGARY	0	8	47	<b>55</b>
MALTA	312	94	254	<b>660</b>
NETHERLANDS	942	678	4113	<b>5733</b>
AUSTRIA	2454	1129	4315	<b>7899</b>
POLAND	3	1	11	<b>15</b>
PORTUGAL	986	338	2842	<b>4166</b>
ROMANIA	1	2	9	<b>12</b>
SLOVENIA	341	115	660	<b>1116</b>
SLOVAKIA	469	202	1750	<b>2421</b>
FINLAND	133	192	1106	<b>1431</b>
SWEDEN	0	0	0	<b>0</b>
UNITED KINGDOM	0	0	0	<b>0</b>
Non EU	3	8	429	<b>440</b>
<b>Total</b>	<b>35907</b>	<b>22718</b>	<b>125329</b>	<b>183963</b>

# Emerging threats

- Sophisticated counterfeits: stamped coins with quite good visual characteristics and imitation of electro-magnetic properties
- Internet-based trade of raw materials for currency counterfeiting: metal alloys available in internet
- Darknet: for distribution of counterfeit banknotes and coins



# Questions/Observations?

**Johan Khouw**  
**Head of Unit**  
**Unit R.6 "EURO Protection and Pericles"**  
**ECFIN**