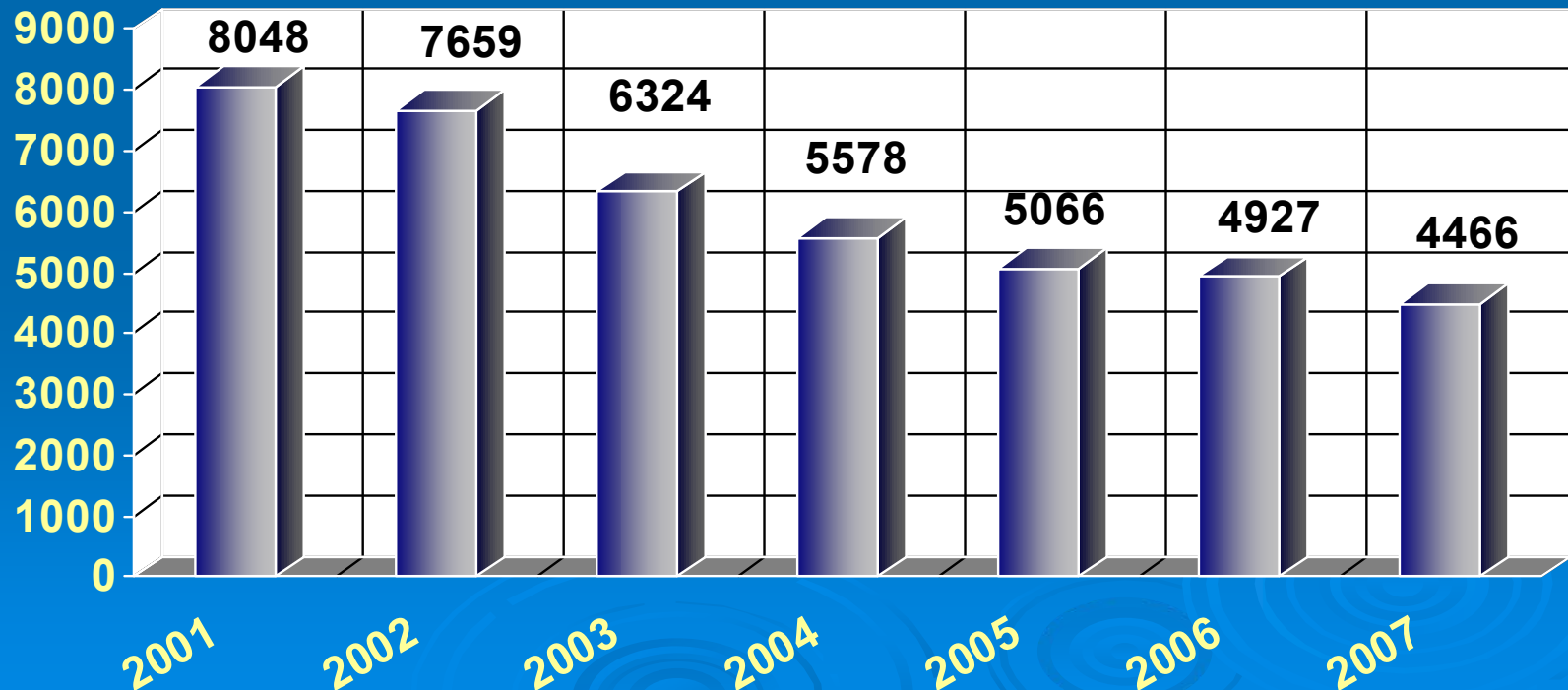


# ARMED ROBBERIES WITHIN THE BANK AND CASH CARRYING SECTORS



# Evolution 2001 - 2007

YEAR	2001	2002	2003	2004	2005	2006	2007
National Armed Robberies	8048	7659	6324	5578	5066	4927	4466
%		- 4.8 %	-17.4 %	-11.8 %	-9.2 %	-2.7 %	-9.4 %



# Armed Robberies in 2007

---

## Classified by targets

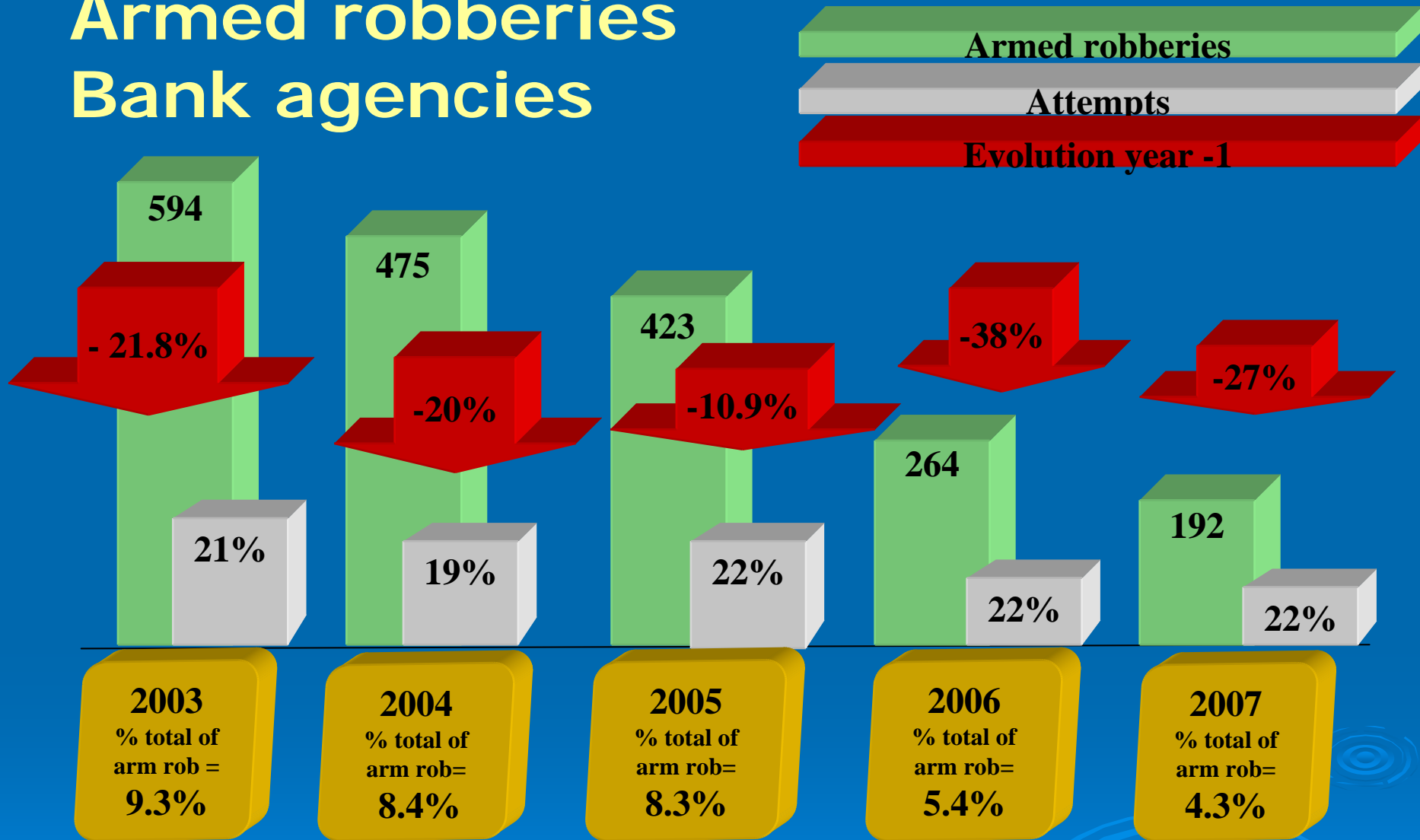
Armed robberies committed	Targets	Evolution
1624	Corner shops	- 3.2 %
492	Individuals on the public place	- 21.2 %
469	Taxis et vehicles	- 11.3 %
317	Individuals at home	- 9.4 %
295	Supermarkets	- 6.9 %
282	Gas stations	- 8.1 %
192	Bank agencies	- 27.3 %
195	The Post Office	- 22 %

# Armed robberies in 2007

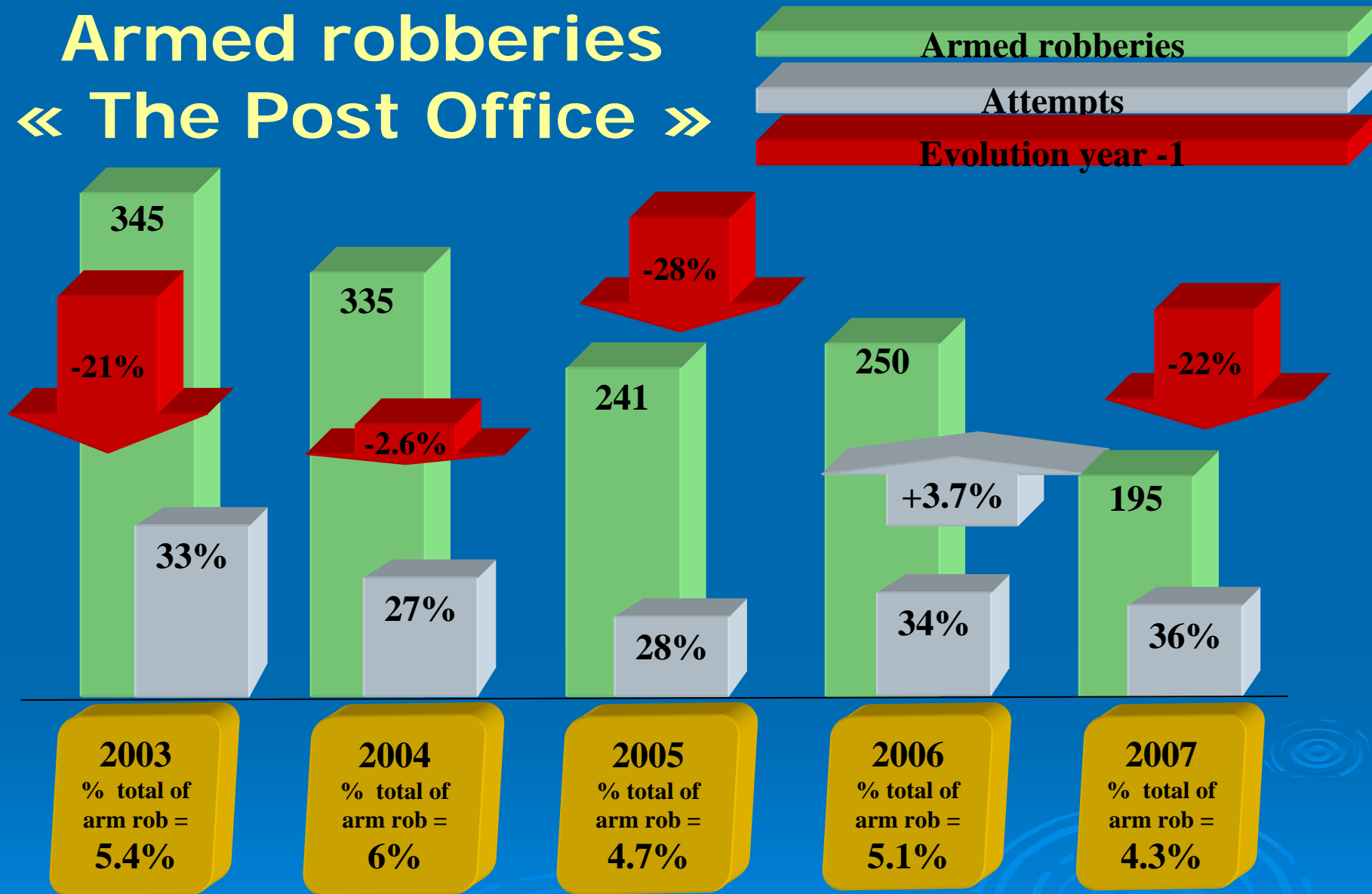
(2)

Armed robberies committed	Targets	Evolution
141	Races and games	- 20.3 %
114	Jewellery ans watchmaking businesses	- 10.9 %
147	Industrial ans commercial businesses	+ 25.6 %
64	Pharmacies	+ 25.5 %
37	Cash carrying < 30 000€	+ 15.6 %
15	Self-employed and freelancers	- 48.3 %
21	Cash carrying with armored trucks or > 30 000 €	0 %
13	Public Revenue Offices	- 7.1 %
17	Other public businesses	+ 30.8 %

# Armed robberies Bank agencies



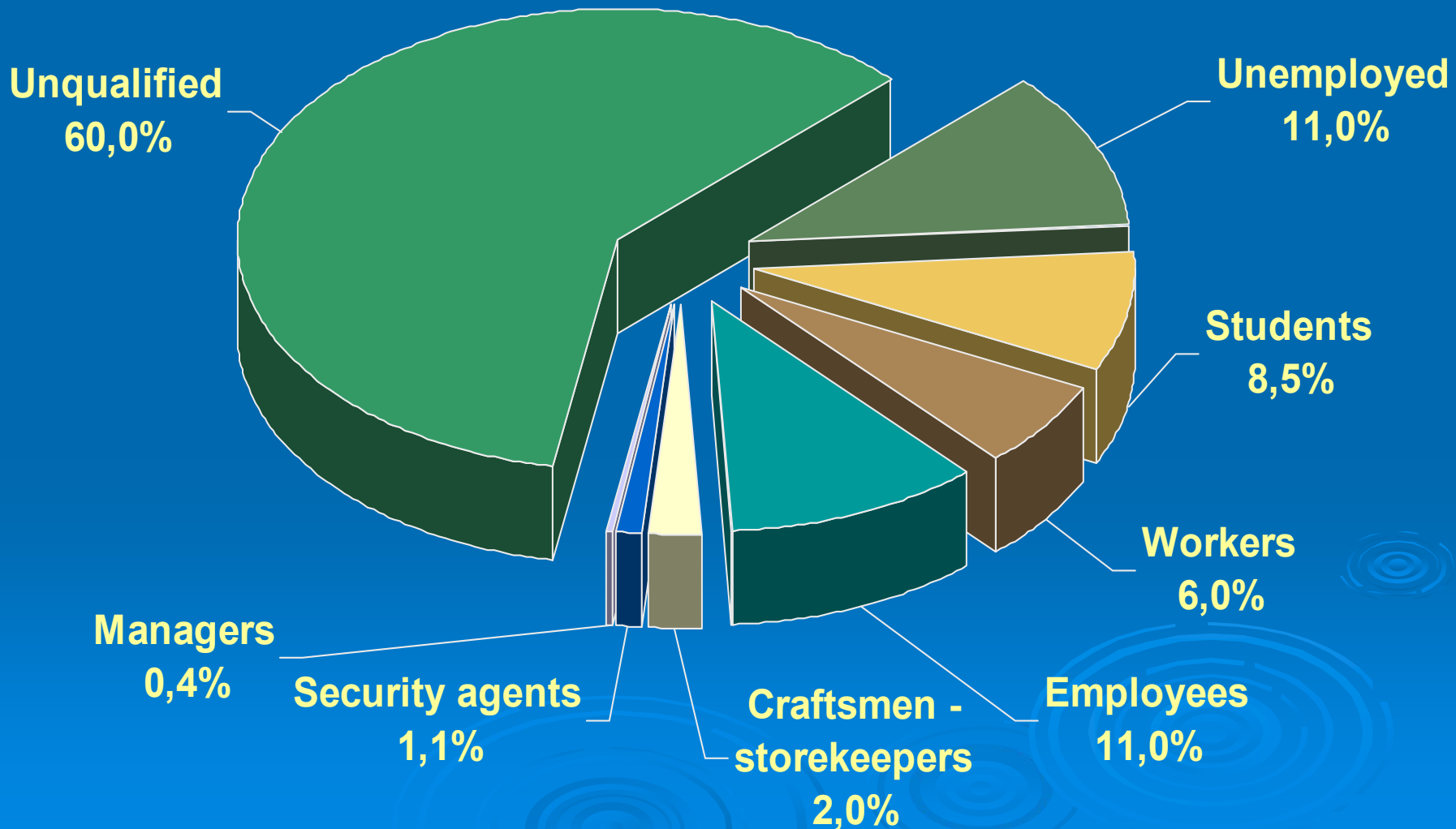
# Armed robberies « The Post Office »



# Numbers of arrests for armed robberies of Banks and Post Offices 2007

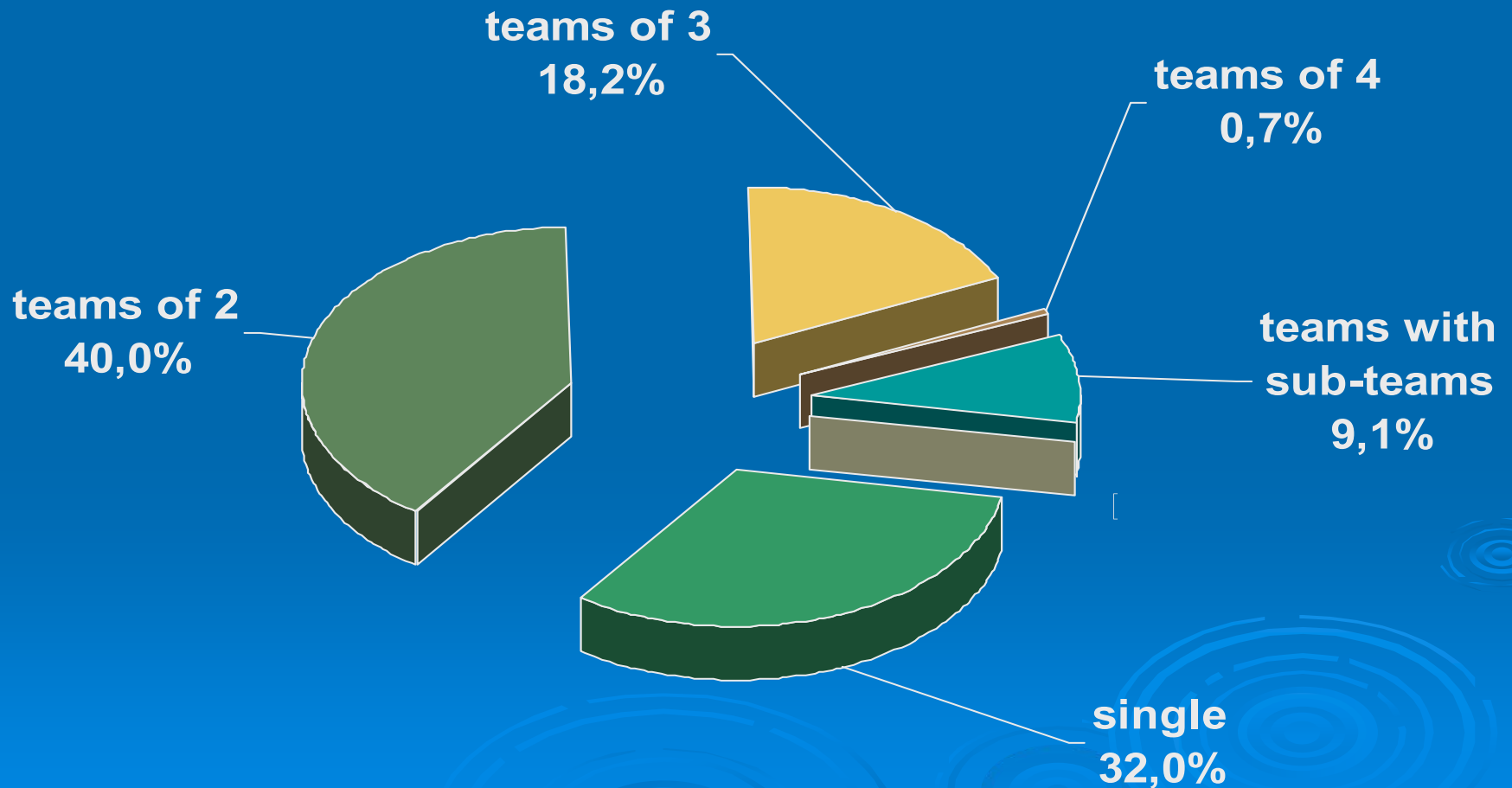
- **Criminals arrested** : **183**
- **Criminal teams** : **103**
- **Cases resolved** : **206**

# Professional class of the criminals

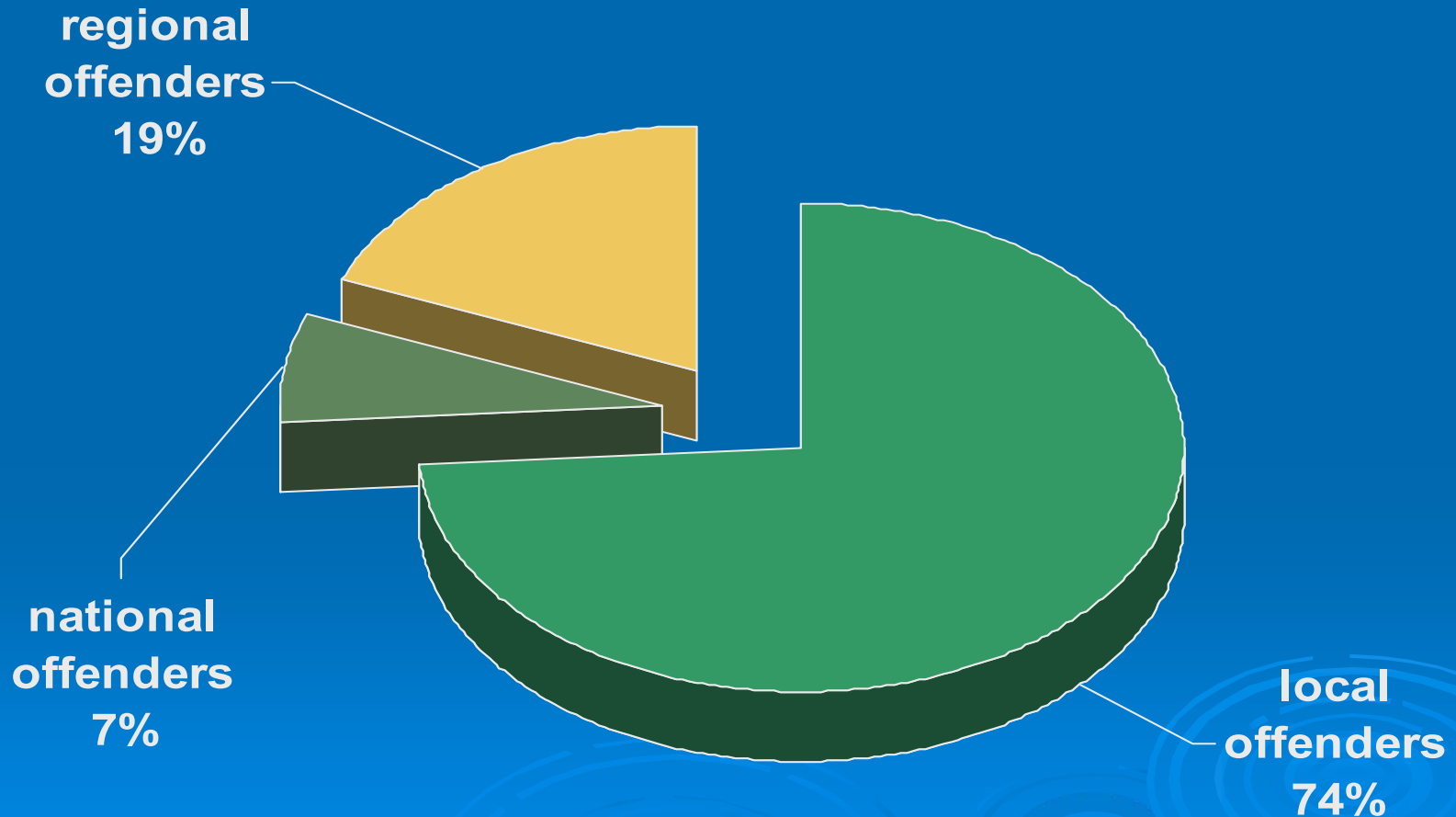




# Criminals teams setting-up



## Géographic origin reported to the attack locations



# TRENDS

- The criminals show a desinterest in the traditional targets (banks, armored trucks ...) because of an increase in the active and passive safety in this branch.
- Increase of the armed robberies in the less secure sectors ( corner shops, supermarkets...).
- Teams of younger criminals, very violent, protean and not specialized.
- New way of criminality coming from the former yugoslavia countries, very mobile, and specialized in the jewellery stores attacks ( St Tropez: 4 M € - CARTIER Paris: 500 000 €...)

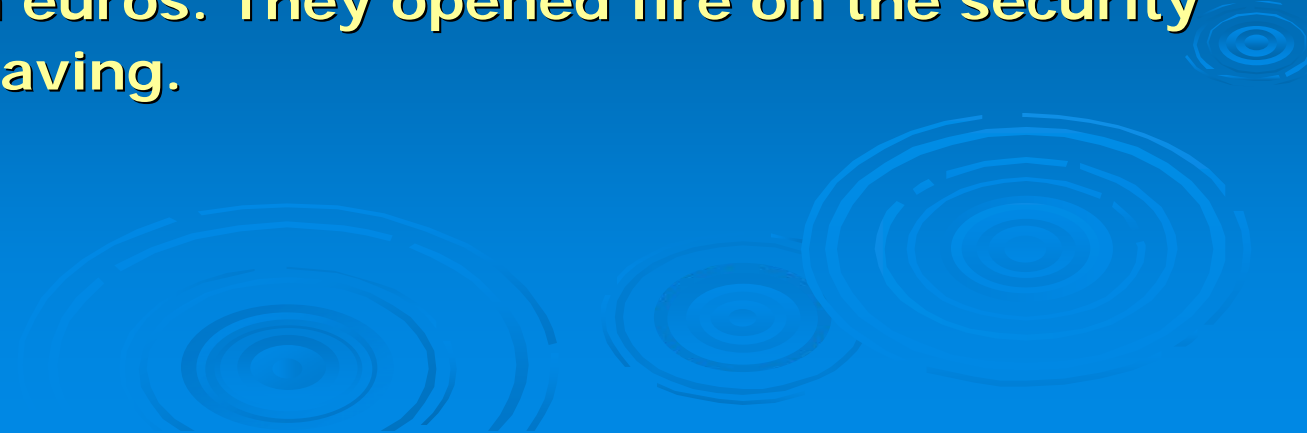
# Safe vaults

YEAR	Committed	Attempts	Total	% failure	Evolution
2004	0	3	3	100 %	- 40 %
2005	0	2	2	100 %	- 33 %
2006	0	1	1	100 %	- 50 %
2007	2	0	2	0 %	+ 100 %

# Two safe vaults were attacked in 2007

On July 25, 2007 in ANICHE, 5 armed criminals attacked a safe vault, using explosives to enter in. They stole 100,000 € and did not hesitate to shoot to secure their escape.

On September 22, 2007 in GEMENOS , a commando of about ten people, heavily armed, and using explosives, directly entered in the counting room of the vault and stole 15 million euros. They opened fire on the security guard before leaving.

The background of the slide features several faint, concentric circles in a lighter shade of blue, resembling ripples in water, positioned in the lower right and bottom center areas.



SENSORMATIC 22/09/2007



SENSORMATIC 22/09/2007

Camera9  
06:07:13.46



Camera8  
06:06:37.65



SENSORMATIC 22/09/2007


Camera8  
06:07:54.85

# ARMORED TRUCKS

YEAR	Committed	Attempts	Total	% failure	Evolution
2004	1	0	1	0 %	- 75 %
2005	4	2	6	33 %	+ 500 %
2006	4	4	8	50 %	+ 33 %
2007	2	10	12	83 %	+ 50 %

YEAR	INCLUDING THE WALKING PHASE				
	Committed	Attempts	Total	% failure	Evolution
2004	0	0	0	0 %	-100 %
2005	1	1	2	50 %+	+ 200 %
2006	3	2	5	40 %	+ 150 %
2007	2	7	9	78 %	+ 80 %











# SECURITY GUARDS KILLED OR WOUNDED. 1999 to 2007

YEAR	Armored trucks			
	Nb attacks	Wounded	Killed	Loss
1999	12	4	2	15.5 M F
2000	24	15	4	102.3 M F
2001	7	5	2	0.45 M F
2002	5	0	1	3.1 M €
2003	4	0	0	13 000 €
2004	1	0	0	0.8 M €
2005	6	0	0	9 M €
2006	8	0	0	6.7 M €
2007	12	2	2	118 282 €

# TRENDS

- Disappearing of the significant teams of hardened criminals specialized in this kind of attack.
- *New modus operandi* : Employees are attacked in the street during the walking phase or during the ATM supplying phase .
- New criminals profile : Young offenders coming from the suburban projects, not too organized, but very violent and determined.

# The « dream team »



## Non armored secured vehicles

YEAR	Committed	Attempts	Total	% failure	Evolution
2004	4	11	15	73%	- 29 %
2005	19	16	35	46%	+ 133 %
2006	6	16	22	73%	- 37 %
2007	9	6	15	40%	- 32 %





## A T M - Cashpoint

YEAR	Committed	Attempts	Total	% failure	Evolution
2004	32	17	49	35%	+ 122 %
2005	26	24	50	48%	+ 2 %
2006	27	38	65	58%	+ 30 %
2007	33	27	60	45,0%	- 7,7%



Alarma Camera 5 26/05/2007 08:25:42



Alarma Camera 5 26/05/2007 08:26:22



Alarma Camera 5 26/05/2007 08:26:26



Alarma Camera 5 26/05/2007 08:26:30





après alarme DAB 07/02/2008 09:24:02



après alarme DAB 07/02/2008 09:24:02



Alarme Dépôts 07/02/2008 09:24:06



avant alarme DAB 07/02/2008 09:24:06



après alarme Dépôts 07/02/2008 09:24:18



après alarme Dépôts 07/02/2008 09:24:24

# TRENDS

New kind of attacks has been appeared since 2005. Vehicles are used to bump into the bank agency or ATM technical premises during the supplying phase .

(In 2007, ram attacks were 51% of the overalls attacks)

This new *modus operandi* is constantly rising and tends to spread all over the country.

The background of the slide features several sets of concentric circles, resembling ripples in water, rendered in a lighter blue shade than the background. These circles are positioned in the lower half of the slide, with one set on the left, one in the center, and a larger, more prominent set on the right.



# Numbers of ARRESTS

( Armored and non-armored vehicles, ATM )

	2003	2004	2005	2006	2007	03.31.2008
Armored trucks	18	10	8	12	11	0
Non armored vehicles	9	5	20	22	13	3
A.T.M		6	15	21	16	29

# OPERATIONAL ANSWERS

- In the investigations, généralization of the takings of DNA samples, and systematic use of the french DNA criminal file.
- Reinforcement of the technical premises of the A.T.M and implementation of strengthened urban equipment.
- Signature on December 28, 2006 of the framework-convention regarding the safety of the ATM technicians between the ministry of interior, the French Bankink Federation (F.B.F), and the federation of the fiduciary safety companies; and implementation of the committees of follow-up.
- FURTUM project and PRÜM treaty

# Implementation of the **FURTUM** project within Europol

It consists of an evolution of analysis working file (AWF) MARE NOSTRUM targetting the cross-border criminal organisations related with former Yugoslavia.

In 2005, this record was opening for other offences and criminal organisations without any direct link with any ethnic group.

The FURTUM project intends to share this AWF in order to assist the authorities of the member-states in the prevention and the fight against the kinds of criminality included in the Europol mission related to the activities of the cross-border criminal groups.



# The Prüm treaty

**Signatory countries on May 27th, 2005:** Germany, Austria, Belgium, Spain, France, Luxemburg and Netherlands

**Principle:** intensification of the cross-border cooperation to fight against terrorism, trans-border organised crime and illegal migration, notably by the exchange of information on the DNA profiles, fingerprints and vehicles registration.

**Application:** these elements of the Prüm treaty are from now an integral part of the legislative framework of the European Union and will be implemented in all the Member-states.

